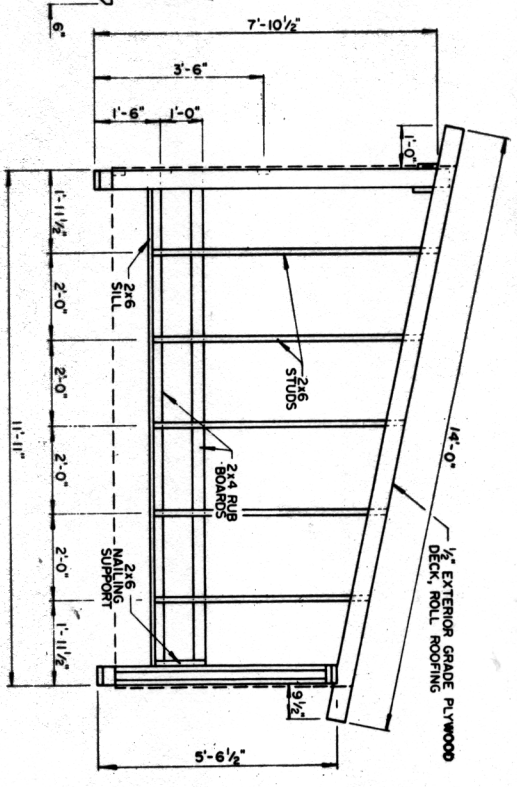
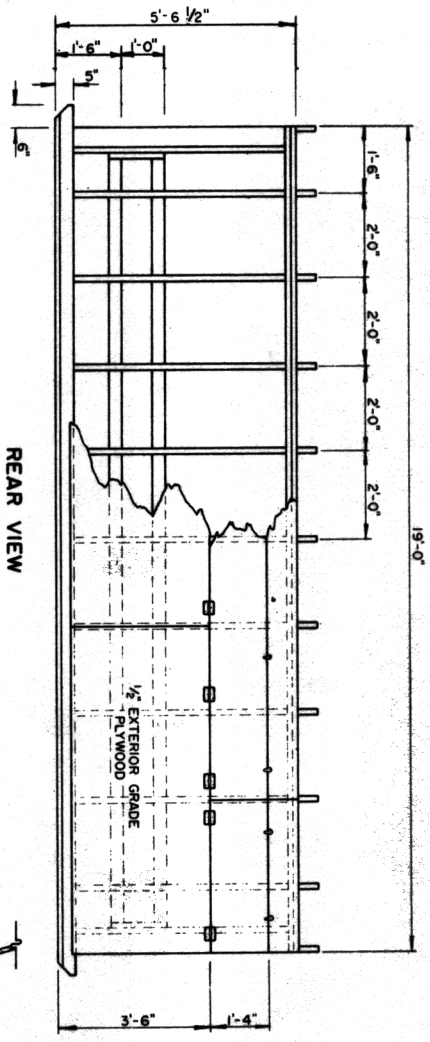


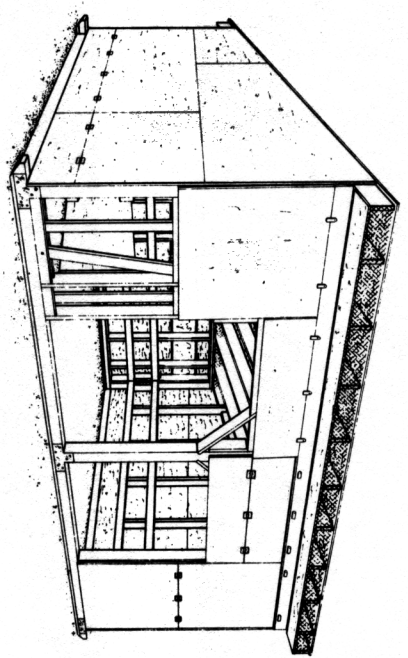
FRONT VIEW



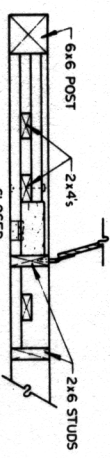
SIDE VIEW



REAR VIEW



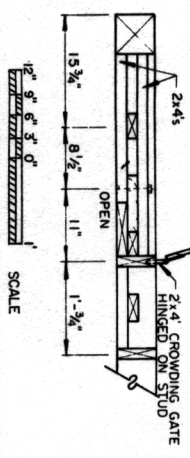
PERSPECTIVE



RESTRAINT DETAIL

SCALE--
UNLESS OTHERWISE STATED

- NOTES**
1. ADJUST FRONT AND REAR HINGED PANELS ACCORDING TO WEATHER CONDITIONS.
 2. FOR EXPOSED LOCATIONS PARTIAL CLOSING OF SPACE BETWEEN RAFTERS AT FRONT MAY BE NECESSARY IN WINTER.
 3. PROVIDE OUTSIDE FENCED AREA FOR FEEDING AND WATERING.
 4. SWING UP END PANEL THEN MOVE BUILDING TO CLEAN.
 5. CAPACITY--8 CALVES TO ABOUT 400 LBS.
 6. ANCHOR AGAINST HIGH WINDS.
 7. CLOSE BOTH SIDES OF OPENINGS BETWEEN RAFTERS WITH 1/2" MESH SCREEN TO KEEP BIRDS FROM NESTING.



SCALE

COOPERATIVE EXTENSION WORK IN
AGRICULTURE AND HOME ECONOMICS

UNITED STATES DEPARTMENT OF AGRICULTURE COOPERATING
AND
NATIONAL AGRICULTURAL EXPERIMENT STATIONS

SUPER CALF HUTCH

MAN 81 EX. 6342 SHEET 1 OF 1