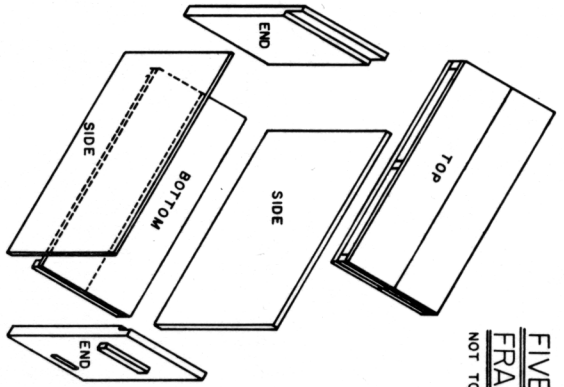
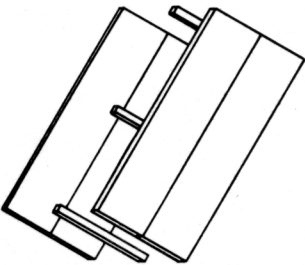


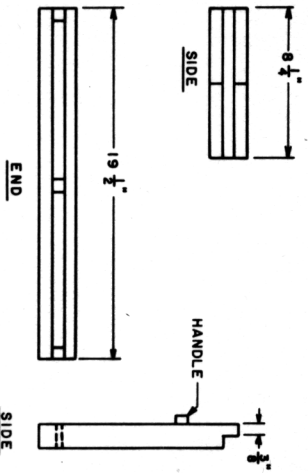
**FIVE DEEP BROOD  
FRAME HIVE**  
NOT TO SCALE



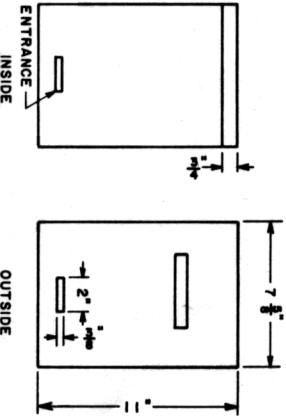
**EXPLODED ISOMETRIC VIEW**  
NOT TO SCALE



**EXPLODED VIEW OF TOP**  
NOT TO SCALE

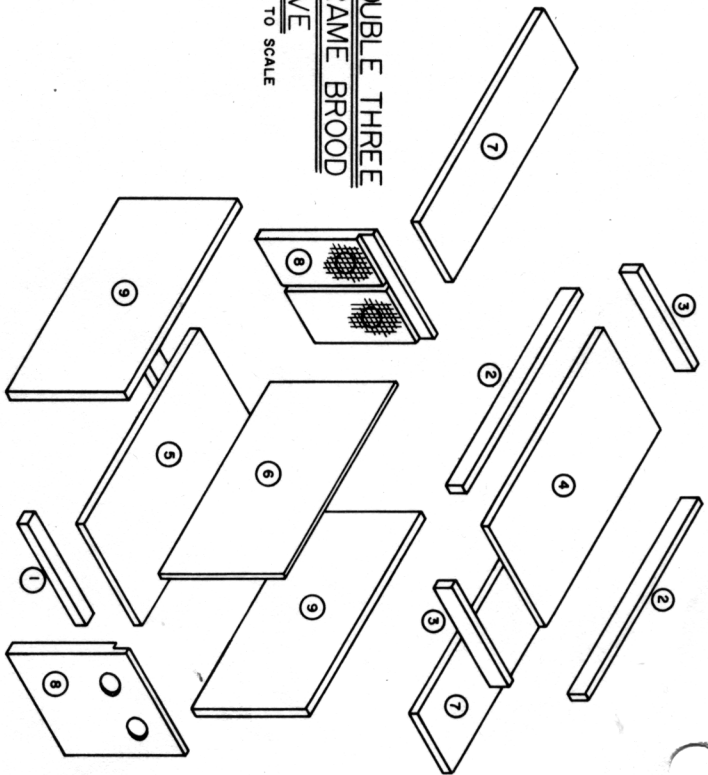


**VIEW OF TOP**

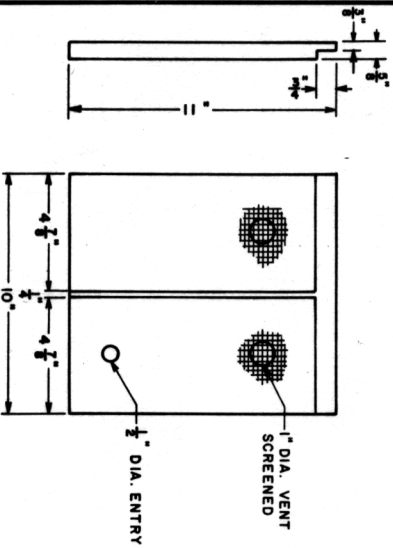


**VIEW OF END**

**DOUBLE THREE  
FRAME BROOD  
HIVE**  
NOT TO SCALE



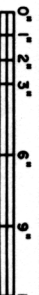
**EXPLODED ISOMETRIC VIEW**  
NOT TO SCALE



**PART NO. 8 - END**

- NOTE:**  
1. PART NO. 6 AND NO. 7 TO BE REMOVABLE.  
DO NOT GLUE OR NAIL.  
2. PARTS NO. 1, 2 AND 3 MADE FROM 1 x 2 PINE OR CYPRESS.  
3. PART NO. 6 MADE FROM 1/2" EXT. A-A PLYWOOD.  
4. ALL OTHER PARTS OF 3/8" EXT. A-A PLYWOOD.  
5. TREAT ALL PARTS WITH PENITA SOLUTION.

PART NO.	LOCATION	SIZE
1	BOTTOM SUPPORT	1 1/2" x 10" x 1/2"
2	TOP RAIL	1 1/2" x 19 1/2" x 1/2"
3	TOP RAIL	1 1/2" x 12 1/2" x 1/2"
4	TOP	11 1/2" x 19 1/2" x 1/2"
5	BOTTOM	10" x 18 1/2" x 1/2"
6	DIVIDER	10 3/4" x 18 1/2" x 1/2"
7	INTER-TOP	4 1/2" x 18 1/2" x 1/2"
9	SIDE	11" x 19 1/2" x 1/2"



COOPERATIVE EXTENSION WORK IN  
AGRICULTURE AND HOME ECONOMICS

UNITED STATES DEPARTMENT OF AGRICULTURE COOPERATING

5 & 6 DEEP BROOD HIVE

EX. 6327 SHEET 1 OF 1

NOTE: BASED ON UNIV. OF FLA. PLAN NOS. 907 AND 924-R