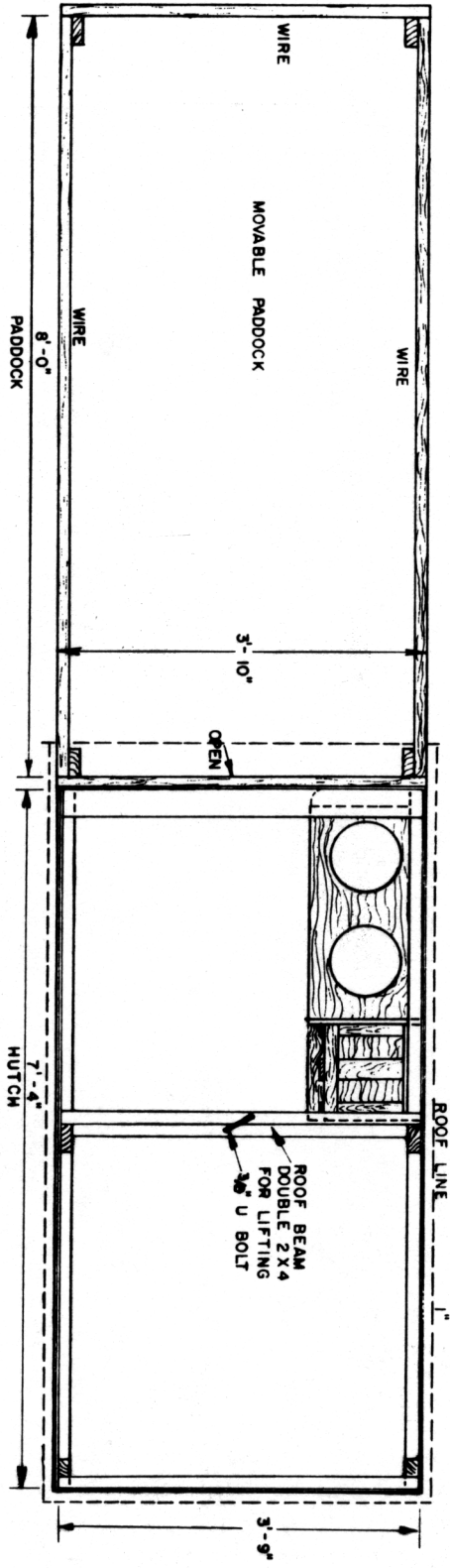


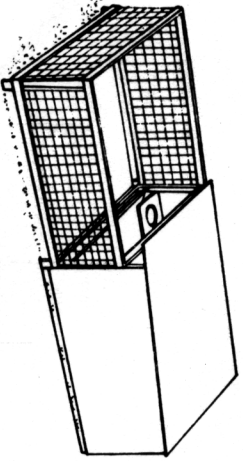
FRONT VIEW

SIDE VIEW
(SIDE COVERING OMITTED)

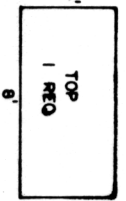
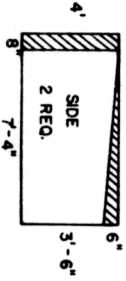


SCALE
1" = 1'-0"

TOP VIEW



PERSPECTIVE



4 SHEETS 3/4" EXT PLYWOOD (C-DX GRADE)

NOTE:
CONSULT LOCAL HEALTH AND BUILDING CODE
AUTHORITIES BEFORE STARTING CONSTRUCTION

BASED ON: PENN STATE UNIV. PLAN NO. 723-214

COOPERATIVE EXTENSION WORK IN
AGRICULTURE AND HOME ECONOMICS

AND
UNITED STATES DEPARTMENT OF AGRICULTURE COOPERATING
CALF HUTCH WITH
MOVABLE PADDOCK

PA. '78 6301 SHEET 1 OF 1