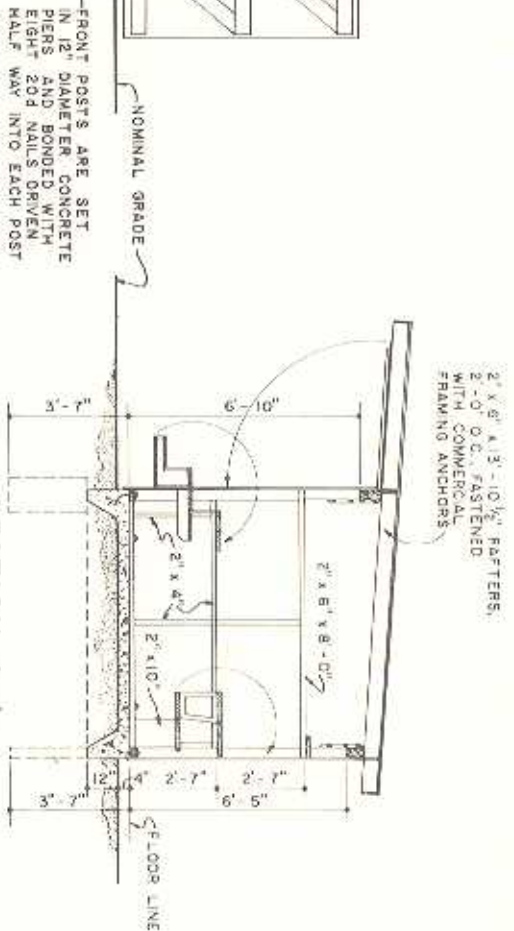
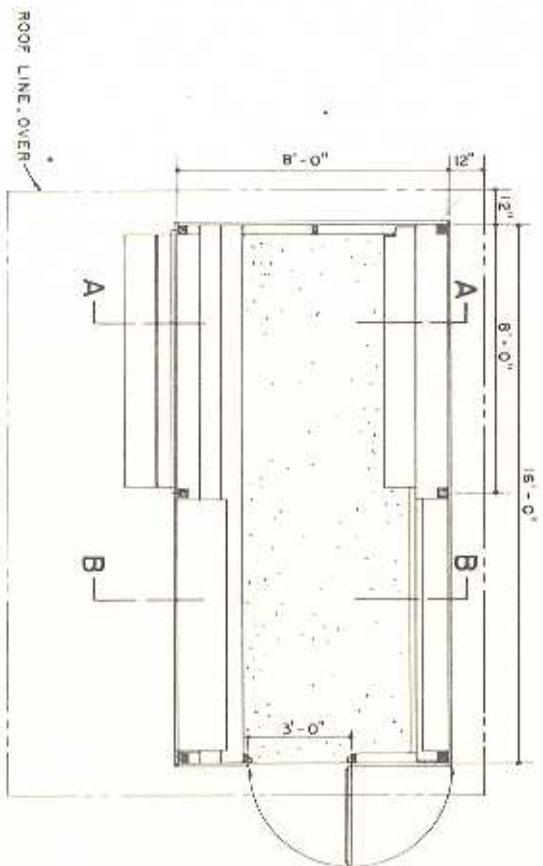


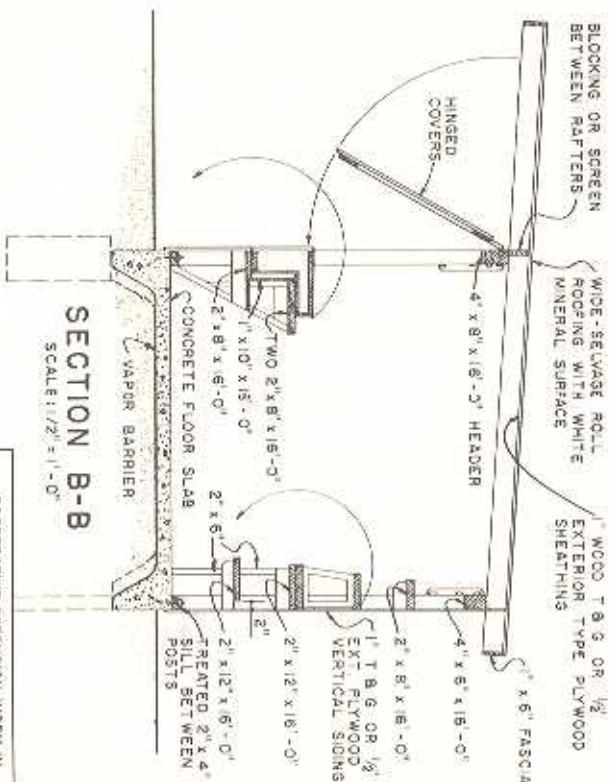
FRONT ELEVATION
HINGED COVERS NOT SHOWN



SECTION A-A
SHOWING END WALL FRAMING



PLAN



SECTION B-B
SCALE: 1/2" = 1'-0"

ALL POSTS ARE 4" x 4" x 10'-0"
PRESSURE-TREATED WITH A
PRESERVATIVE TO A RETEN-
TION OF 8 LBS PER CUBIC FOOT.
USE OF PRESERVATIVES SUCH
AS PENTACHLOROPHENOL OR
COPPER-NAPHTHENE WILL
PERMIT THE POSTS TO BE
PAINTED.

FRONT POSTS ARE SECURED TO
THE 4" x 8" HEADER WITH 1 1/2" x 1 1/2"
x 1/8" STEEL ANGLES 18" LONG AND
FOUR 3/8" x 3" LAG SCREWS.
REAR POSTS ARE SECURED TO
THE 4" x 8" WITH STEEL ANGLES
18" LONG AND THREE LAG SCREWS.

ANCHOR BOLTS TO SLAB
WITH TWO 1/2" BOLTS
APART BETWEEN POSTS,
EXCEPT FOR THE BOLT AT
THE HINGE SIDE OF THE
DOOR JAMB.

EXCEPT AS NOTED