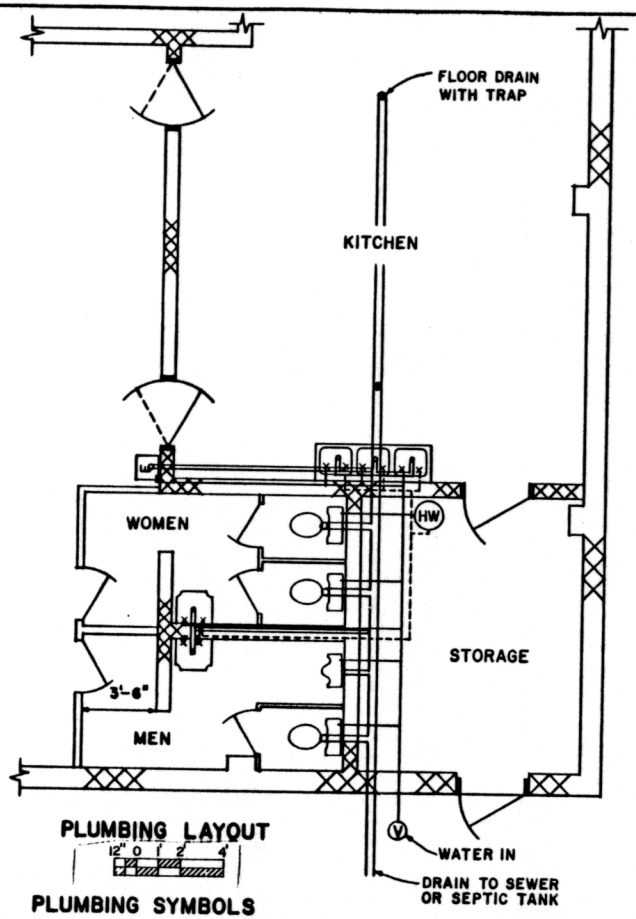

PLUMBING LAYOUT

12" 0 1' 2' 4'

PLUMBING SYMBOLS

- F — DRINKING FOUNTAIN
- V — VALVE (MAIN SHUT-OFF, WITH UNDERGROUND BACK DRAIN)
- SEWER LINE
- FLOOR DRAIN
- HOT WATER LINE
- HW — HOT WATER TANK
- COLD WATER LINE

NOTE:
CONSULT LOCAL HEALTH AUTHORITIES BEFORE INSTALLATION OF PLUMBING.
BEFORE STARTING CONSTRUCTION CONSULT WITH LOCAL AUTHORITIES FOR COMPLIANCE WITH BUILDING CODES AND REGULATIONS.

Mention of these firms does not constitute an endorsement by the Department of either their products or prices. No discrimination is intended, and no guarantee of reliabil-

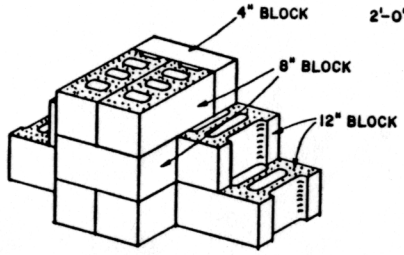

DETAIL OF PILASTER FOR 12" WALL



PERSPECTIVE

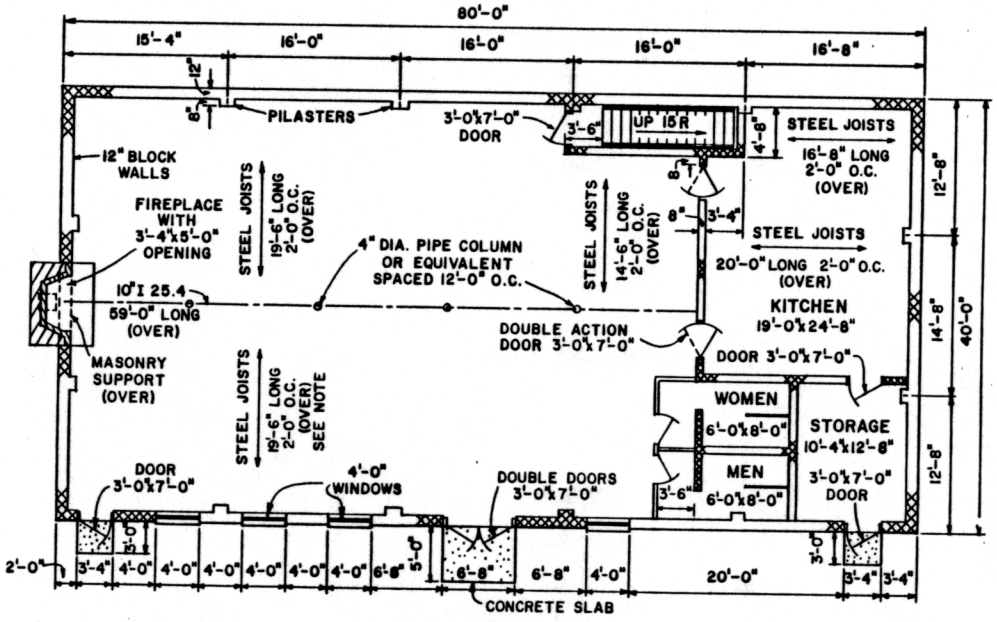

FIRST FLOOR PLAN

12" 0 1' 4' 11'

NOTE:
USE MACOMBER 12-E STEEL JOISTS OR EQUIVALENT. JOISTS SPACED 2'-0" O.C. BRIDGING BETWEEN JOISTS AS RECOMMENDED BY MANUFACTURER.

NOTE:
USE A FULL FOUNDATION UNDER ALL BEARING WALLS.

COOPERATIVE EXTENSION WORK IN AGRICULTURE AND HOME ECONOMICS

AND

UNITED STATES DEPARTMENT OF AGRICULTURE COOPERATING

COMMUNITY BUILDING