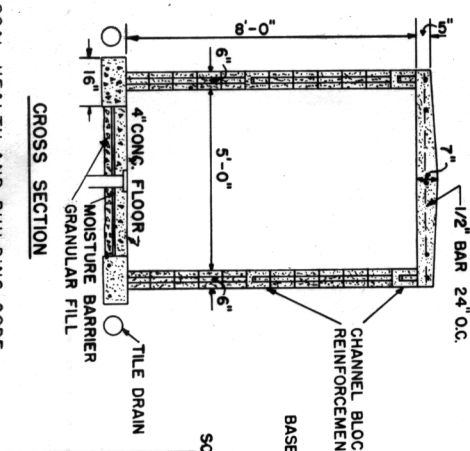
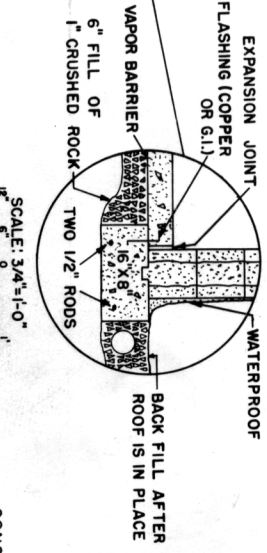
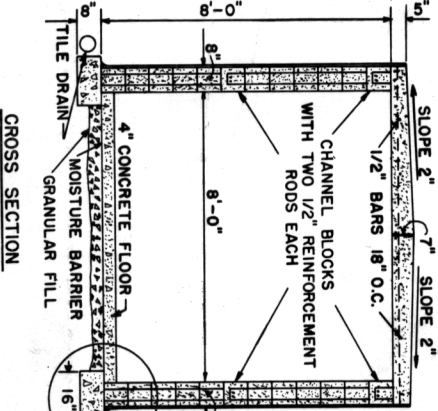


**WATERPROOFING:**  
 WATERPROOFING MAY BE DESIRABLE IN AREAS OF HEAVY RAINFALL OR HIGH WATER TABLES. WATERPROOF BY APPLYING 1/2" PORTLAND CEMENT PLASTER (USING 1 PART CEMENT AND 3 PARTS SAND) TO OUTSIDE WALL. ALSO USE 2 COATS OF BITUMINOUS MATERIAL IF NEEDED.

**ALTERNATE WALL SECTION:**  
 A 6" POURED CONCRETE WALL MAY BE USED. THE STEEL REINFORCING MUST BE 1/2" REINFORCING RODS 12" ON CENTER EACH WAY.

**NOTE:**  
 FLOOR DRAINS MAY BE USED IF THERE IS A LOWER AREA NEARBY TO WHICH WATER MAY BE DRAINED. IF A SUMP IS USED, EQUIP IT WITH AN AUTOMATIC PUMP.



SCALE: 3/8"=1'-0" UNLESS OTHERWISE NOTED.  
 BASED ON: AUBURN UNIV. PLAN NO. U-113 & U-114

CONSULT LOCAL HEALTH AND BUILDING CODE AUTHORITIES BEFORE STARTING CONSTRUCTION