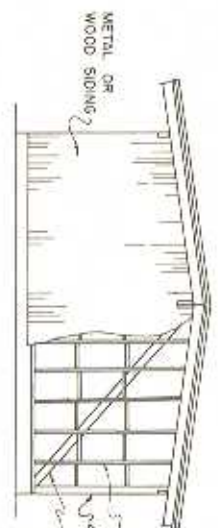


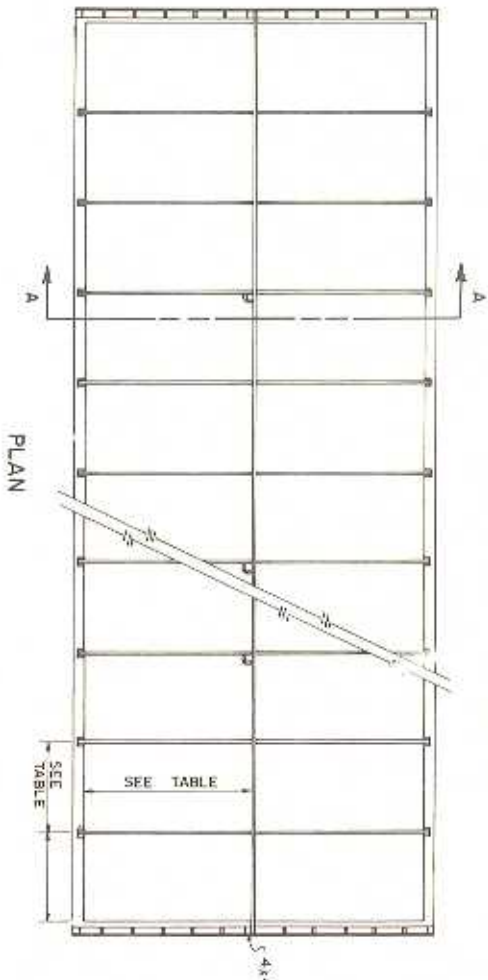
SIDE ELEVATION

BRACE DIAGONALLY ON 36"-0" INTERVALS BOTH DIRECTIONS

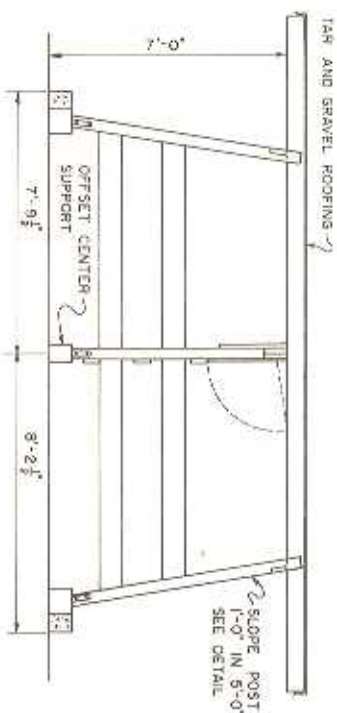


END ELEVATION

3/4" STUDS 15'-0" O.C.
4x4 CORNER
BRACE DIAGONALLY AT ENDS AND AT INTERVALS NOT EXCEEDING 36'-0"

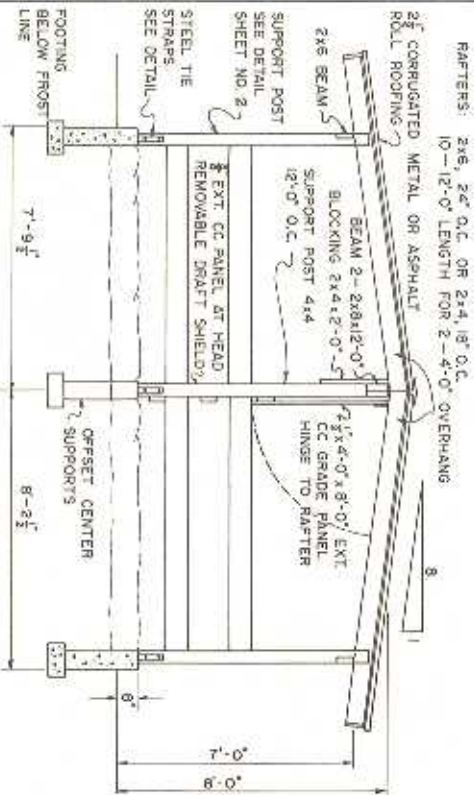


PLAN

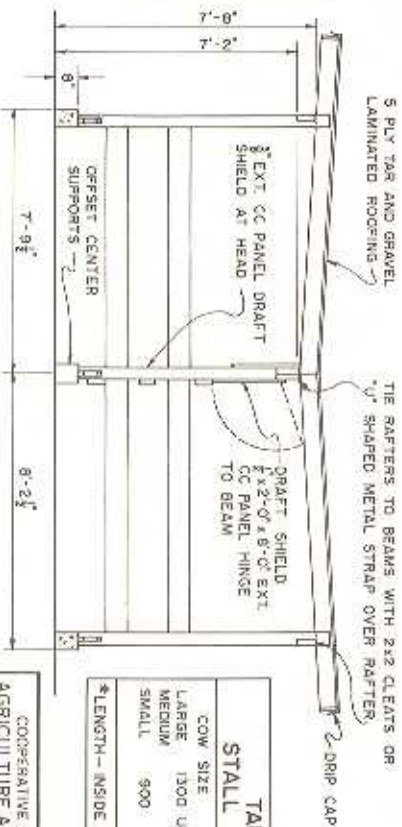


ALTERNATE SECTION
FLAT ROOF - INSET - SLOPING - STALL FRONT
TAR AND GRAVEL ROOF

1" SLOPE POST 1'-0" IN 5'-0" SEE DETAIL



SECTION A-A
GABLE ROOF VERTICAL FRONT



ALTERNATE SECTION
CENTER SLOPING ROOF FOR RUNOFF

TABLE			
STALL DIMENSIONS			
ROW SIZE	WIDTH	LENGTH	
LARGE	1300 UP	48" MIN. 7'-6"	
MEDIUM	44" MIN.	7'-0"	
SMALL	900	40" MIN. 6'-6" TO 7'-0"	
* LENGTH - INSIDE STALL MEASUREMENT			

COOPERATIVE EXTENSION WORK IN AGRICULTURE AND HOME ECONOMICS DEPARTMENT OF AGRICULTURAL ENGINEERING UNIVERSITY OF MARYLAND UNITED STATES GOVERNMENT PRINTING OFFICE: 1967 O 348-000

FREE - STALL SHED

UTAH 69 EX 6067 SHEET 1 OF 2