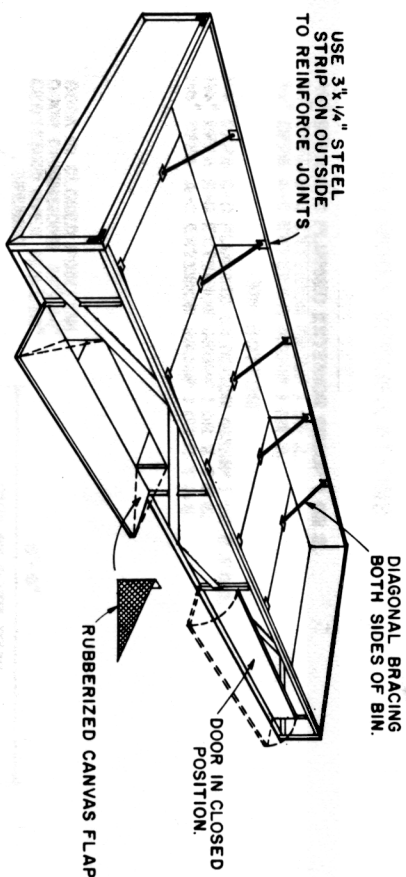
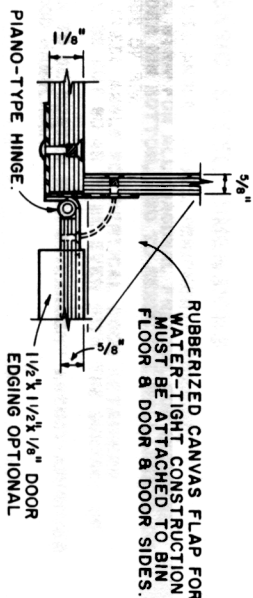


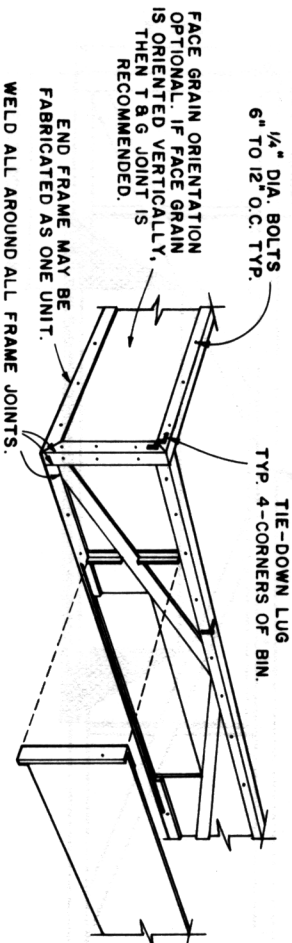
NOTE:
FOR WATER-TIGHT CONSTRUCTION,
APPLY WATERPROOF MASTIC TO
ALL CORNERS BEFORE INSERTING
PLYWOOD.

HINGE DETAIL

SCALE: NONE



PERSPECTIVE



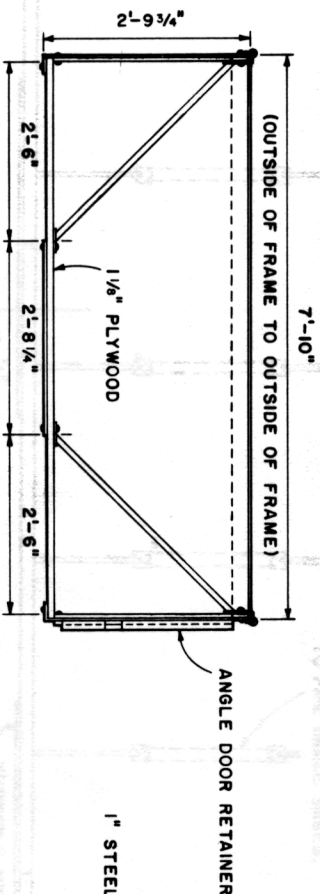
FRONT CORNER DETAIL

SCALE: NONE

NOTE:
THIS BIN IS INTENDED TO BE CARRIED ON A FLAT BED TRUCK OR
TRUCK TRAILER. DIMENSIONS SHOWN WITHIN THIS PLAN ARE
APPLICABLE TO A 24-FT. BIN. WITH MINOR MODIFICATIONS, THE
LENGTH OF THIS BIN MAY BE VARIED TO SUIT OTHER TRUCK BED
LENGTHS. THE OUTSIDE WIDTH IS INTENDED TO COMPLY WITH WIDTH
REGULATIONS OF MOST STATES; HOWEVER, ONE MUST CONSIDER
INDIVIDUAL STATE REGULATIONS AND BINDER DIMENSIONS BEFORE
BUILDING.

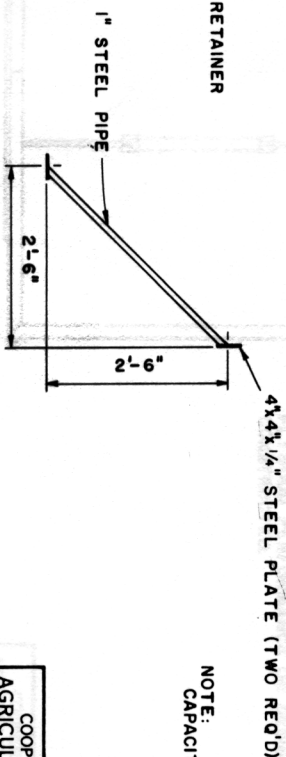
CONSULT LOCAL CODE AUTHORITIES BEFORE STARTING CONSTRUCTION.

MENTION OF A TRADE NAME DOES NOT CONSTITUTE A GUARANTEE OR
WARRANTY OF THE PRODUCT BY THE U.S. DEPARTMENT OF AGRICULTURE
OR AN ENDORSEMENT BY THE DEPARTMENT OVER OTHER PRODUCTS NOT
MENTIONED.



SECTION "A-A"

NOTE:
7'-9 1/4" CUT LENGTH
OF BOTTOM PANELS



PIPE BRACE

(10 REQ'D)

NOTE:
CAPACITY 490 CU. FT.



COOPERATIVE EXTENSION WORK IN
AGRICULTURE AND HOME ECONOMICS

UNITED STATES DEPARTMENT OF AGRICULTURE COOPERATING
AND

BULK HAULER

APA '76 6263 SHEET 1 OF 2