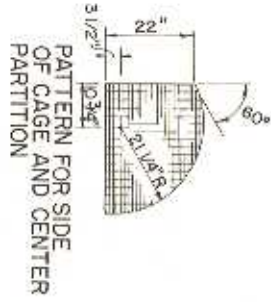
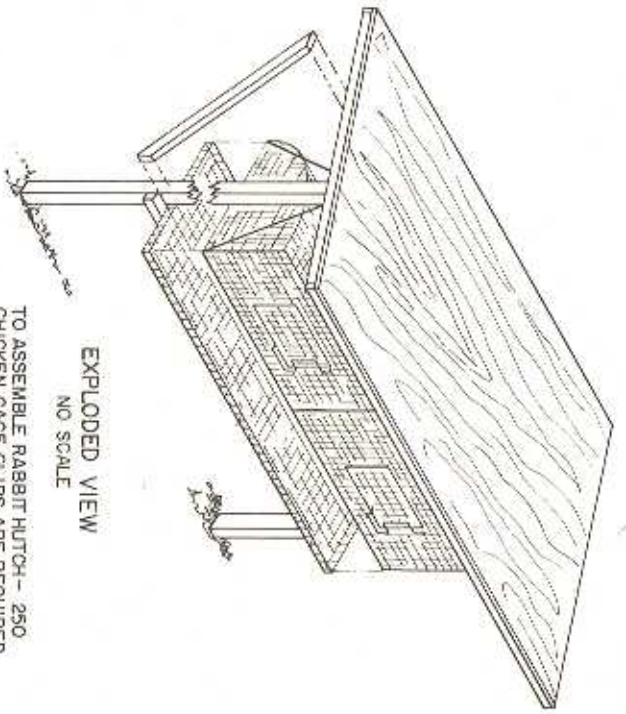


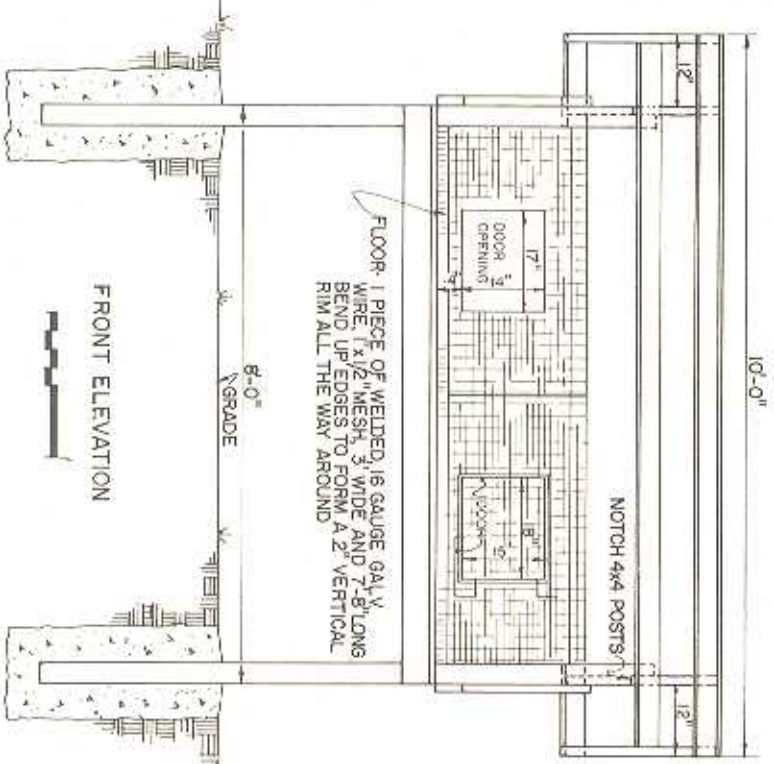
**WIRE MESH CUTTING DIAGRAM**  
 1-PIECE OF WELDED 14 GAUGE GALVANIZED WIRE, 1" x 2" MESH, 6" WIDE AND 11'-4" LONG.



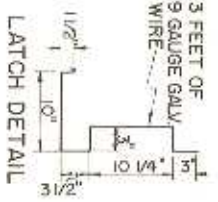
**PATTERN FOR SIDE OF CAGE AND CENTER PARTITION**



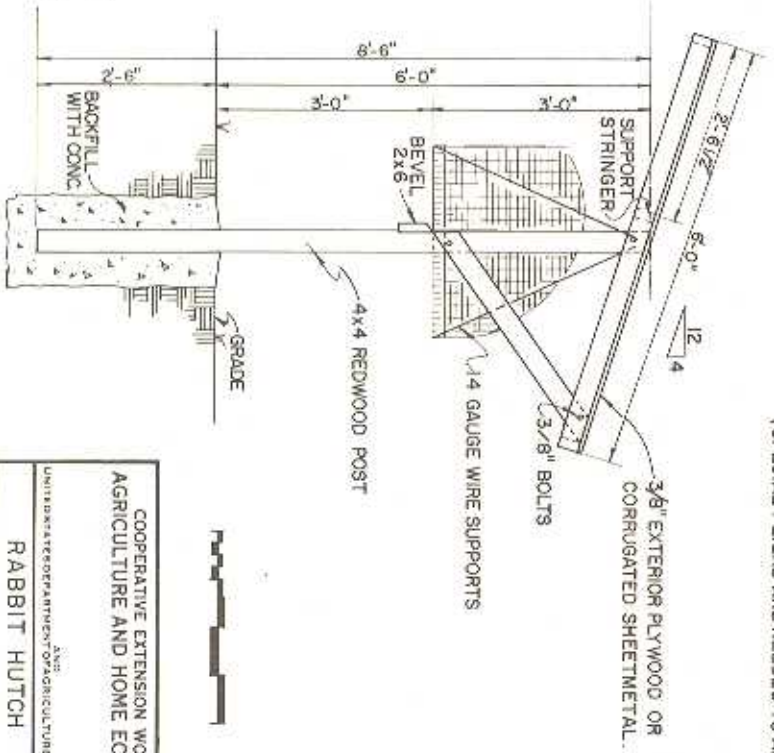
**EXPLODED VIEW**  
 NO SCALE  
 TO ASSEMBLE RABBIT HUTCH - 250 CHICKEN CAGE CLIPS ARE REQUIRED. (SPECIAL PLIERS ARE NEEDED TO APPLY THEM)



**FLOOR** - 1 PIECE OF WELDED, 16 GAUGE GALV. WIRE, 1" x 1/2" MESH, 3" WIDE AND 7'-8" LONG BEND UP EDGES TO FORM A 2" VERTICAL RIM ALL THE WAY AROUND



**NOTE** CONSULT LOCAL HEALTH AND BUILDING CODE AUTHORITIES BEFORE STARTING CONSTRUCTION



BASED ON UNIV. OF CALIFORNIA LEAFLET 2737

COOPERATIVE EXTENSION WORK IN AGRICULTURE AND HOME ECONOMICS			
UNIVERSITY CALIFORNIA DEPARTMENT OF AGRICULTURE COOPERATING			
RABBIT HUTCH			
CALIF.	177	6277	SHEET 1 OF 1