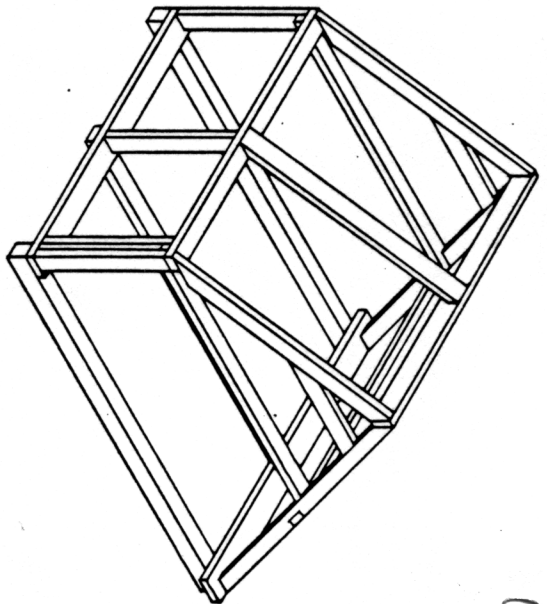


• PERSPECTIVE •

NOTE:
SIZE SHOULD BE INCREASED TO 6\"/>



• ISOMETRIC VIEW OF FRAMING •

• MATERIAL LIST •

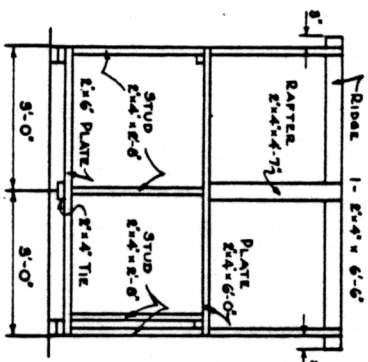
No.	SIZE	PURPOSE
1	4'-4" x 6'-0"	Runners
2	2'-6" x 6'-0"	Front Sill
3	2'-6" x 6'-0"	Rear Sill
4	2'-4" x 6'-0"	Ridge
5	2'-4" x 8'-0"	Plate & Girts
6	2'-4" x 8'-0"	Studs
7	2'-4" x 8'-0"	Floor Joists
8	2'-4" x 4'-7"	Back Battens
9	2'-4" x 1'-10"	Collar Beam
10	1" x 6" x 12'-0"	Roof
11	1" x 6" x 8'-0"	Shingles (approx)
12	1" x 6" x 12'-0"	(Excess)
13	1" x 6" x 12'-0"	()
14	1" x 6" x 8'-0"	()
15	1" x 4" x 12'-0"	Floor Cleats
16	1" x 4" x 12'-0"	Door Cleats
17	1 Pair	6" T. Hinges
18	1	8" T. "
19	1	Hasp with Screws
20	3 lbs.	16d Nails
21	2	6d "
22	5	8d "

COOPERATIVE EXTENSION WORK IN AGRICULTURE AND HOME ECONOMICS

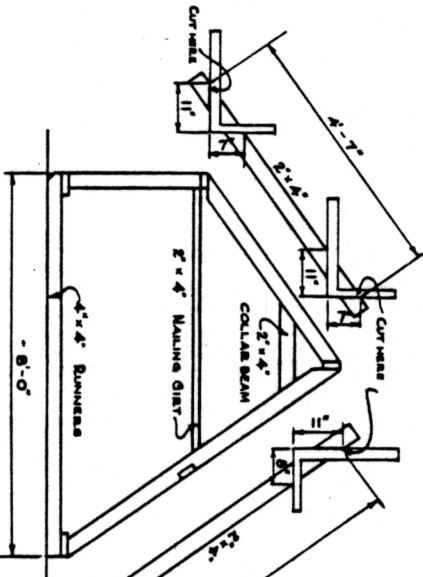
U. S. DEPT. OF AGRICULTURE COOPERATING

MODIFIED A-TYPE HOG HOUSE

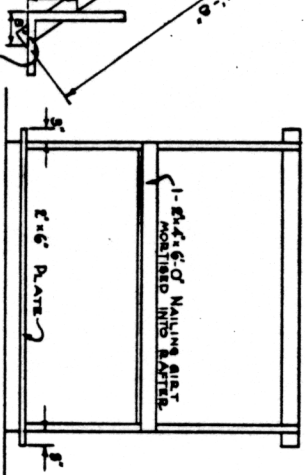
EX 5272 SHEET 1 OF 1



• FRONT ELEVATION •



• SIDE ELEVATION •



• REAR ELEVATION •

• DETAILS OF FRAMING •

